

# Welcome to Early Years (EY)



# Mission Vision Values

## Our Mission

Leipzig International School is an inclusive learning community which empowers and inspires today's learners to make meaningful impacts in tomorrow's world.

## Our Vision

Learning to be a Citizen of the World.

## Our Values

**COURAGEOUS**

**INCLUSIVE**

**PROUD**

# Kindergarten Leadership Team



Laura Venezia  
Kindergarten Principal



Stela Haralala  
Assistant Principal for Learning



Stefan Schmidt  
Whole House Assistant Principal



Sandra Targosz  
Assistant Principal for Operations



KhetKhet Burger & Elsa Terenzani  
Administrative Assistants



# Operation of Kindergarten

Open hours (07:00-18:00)

- transponder

Opening days (49 week kindergarten is open)

- School calendar follows the academic year (August-July)

# Catering

- Catering contract for lunch included in your welcome packs.
- Breakfast (if arriving before 9:00) and Snack brought in from home
- Allergies and preferences can be made
- Cancel before 8:00 if your child is not at school that day

# Health and Safety

- **Measles Vaccine**

Children must have 2 measles vaccines before attending school

- **Medical issues**

Allergies

- **Be prepared for sickness**




- High temperature or fever (a temperature of 99.5°F / 37.5°C or higher)
- Vomiting, sickness or strong stomach ache
- Diarrhoea or stools that contain blood or mucus
- A rash possibly caused by a contagious infection
- Acute cold, sore throat, or strong cough
- Thick mucus in nose/eyes or inflamed eyes
- Suspicion of head lice if not treated
- Suspicion of contagious infection (chicken pox, scarlet fever, fifth disease, scabies etc.)

# Communication

- Engage (school and home)
  - Attendance, pick up permissions
- Seesaw (classroom and home)
- Parent afternoon in September
- Two parent-teacher-conferences:  
One in Autumn one in Summer
- End of year report

# Who is here today?

## Early Years (EY)

<b>EY1</b>		<b>3-4 Years old (bilingual)</b>
<b>EY2</b>		<b>4-5 Years old (bilingual)</b>
<b>EY3</b>		<b>5-6 Years old (English)</b>



# Daily Schedule

	07:00-07:30	07:30-08:30	08:30-09:00	09:00-11:00	11:00-11:45	11:45-14:15		14:15-15:00	15:00-18:00	
EY1	Early Arrivals in N1 Room	Open Space Play Time	Breakfast	Circle Time Guided Acitivity Time	LUNCH	Quite/Nap Time		SNACK	Play time in the garden or Pen Space EY Rooms	
EY2						LUNCH	Quite/Nap Time			SNACK
EY3					Free play / Outside play	LUNCH	Guided Activity Time	SNACK		

\*Specialists

# Our curriculum

- EYFS Early Learning Goals
- We build from what we already know (constructive approach)
- Children`s interest
- Inquiry based
- Character development (EY3)
- Literacy programme aligned with Primary- Read Write Inc Phonics (EY3)
- Raz Kids (EY3)



# Assemblies (EY3)

- LIS Values
- Introduction of characters that represent different characteristic traits
- Activities to support these traits
- Newsletters to families sharing what we have done
- Lion's Pride Assemblies



# Collaboration with Primary

- **Reading Buddies (EY3)** – a collaboration between EY3 and Grade 3 where classes visit each other to read of complete activities together.
- **Holiday Hort (EY3)**- This is a time for the Hort educators to get to know the EY3 children in preparation for Summer and the next school year
  - April (2w)
  - Summer (5w)
- **Sport day**- Grade 5 students run activities with the EY groups observing their skills for the Sports Badge.
- **Step up days**- a day for all levels to move up to their future levels, see their learning spaces and get to know other children.
- **Service Days**- Secondary students join us at the kindergarten to run activities and events

# How you can prepare for next school year?

## At Home

- Talk about the upcoming change.
- Pick out a first day outfit, backpack, or special item to bring.
- Talk about the group's name, show pictures (these will be sent in August).
- Talk and read about Kindergarten at home

Books:

The Kissing Hand,

Owl Babies,

Llama Llama Misses Mama,

Spot Goes to School